

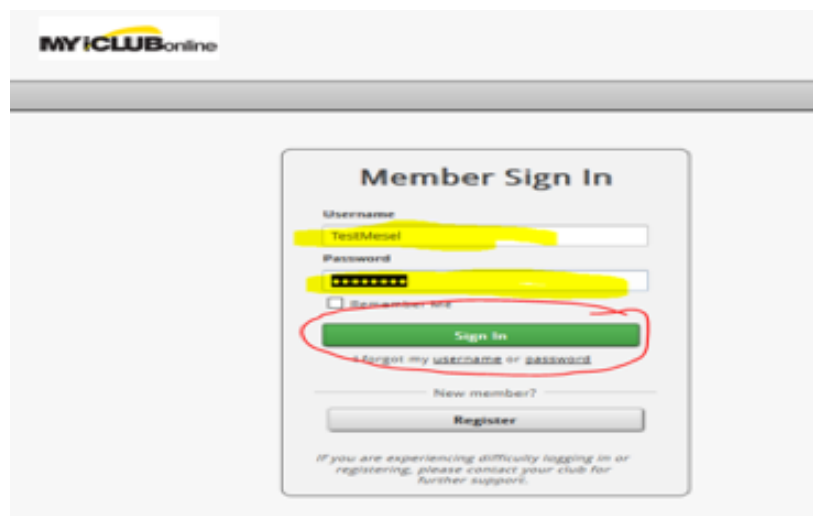
# Online Class Enrollment:

Here's everything you need to know about registering for classes. (Step by step log-in instructions are below.)

- We've temporarily reduced class sizes to approximately 25% of capacity, to give members plenty of social distancing.
- You must register for classes in advance. Group Exercise Class capacity will be limited and reconfigured to meet social distancing requirements. To attend Group Exercise Classes, you **MUST** register ahead of time. Registration for classes will open the day before classes are offered. You can register for your class on our website.
  - If you have not logged in prior, you will need to create a login.
  - ALL MEMBERS ARE LIMITED TO ONE GROUP EXERCISE CLASS PER DAY.
  - Power 30 classes may be booked a week or two in advance.
  - No free guest passes will be allowed for class or club use. All guests must pay a guest fee. Once club is opened all virtual classes will be available for members only. They will be found under a new BAC member only Facebook group. The administrator will accept them to the group once they verify they are a current member of either BAC or RAC.
  - Members are limited to 90 minutes of club usage each day. this rule will be enforced if we approach capacity. Data track can provide us with a list of members who are over 90 minutes. **IT IS VERY IMPORTANT EVERY MEMBER CHECKS OUT TO AVOID CAPACITY PROBLEMS.**
- Look for the floor decals when you get to a Group Exercise class, which will mark your personal space for class.
- Please wear your mask to and from class, but once on your space, you can remove your mask to exercise.
- Classes are no longer scheduled back to back, to avoid cross traffic.

## How to Enroll for Class:

1. Click the black "Login" button (Found along the LEFT side of the page if on desktop, TOP RIGHT if on mobile).
2. Using your credentials Sign in to your ACCOUNT or if you haven't created one select "Register".



MYICLUBonline

### Member Sign In

Username  
TestMeme1

Password  
12345678

Remember Me?

**Sign In**

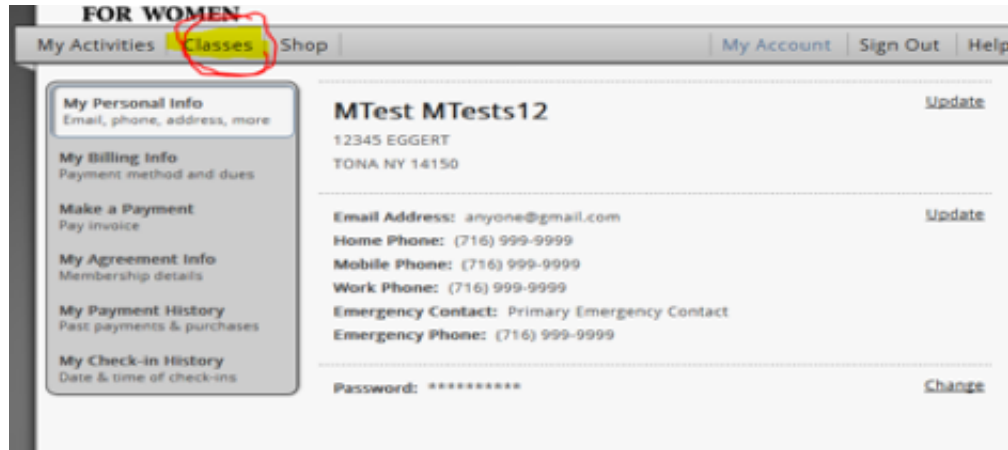
[Forgot my username or password](#)

[New member?](#)

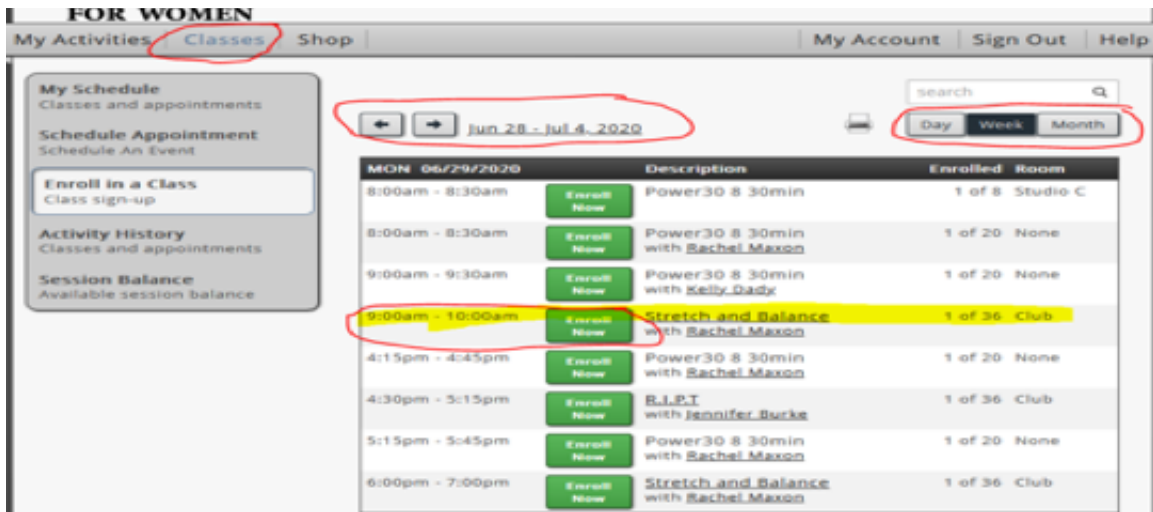
**Register**

If you are experiencing difficulty logging in or registering, please contact your club for further support.

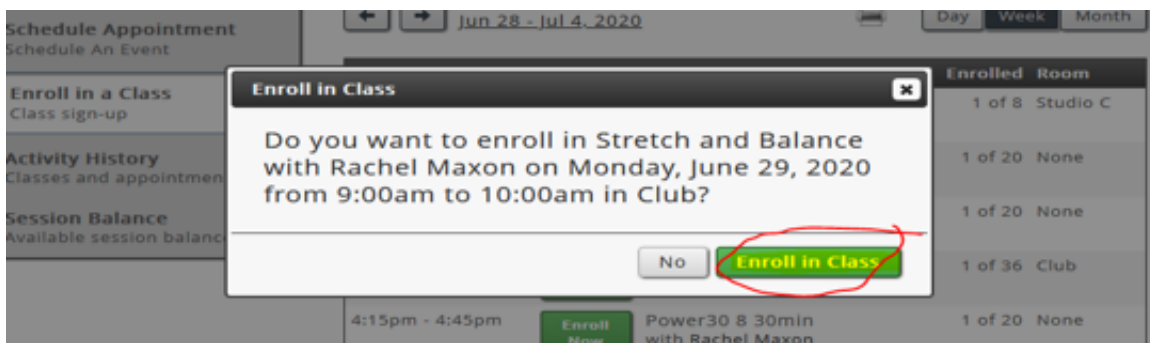
3. Once you have signed in and/or created your account - Select "CLASSES" tab at the top of the screen:



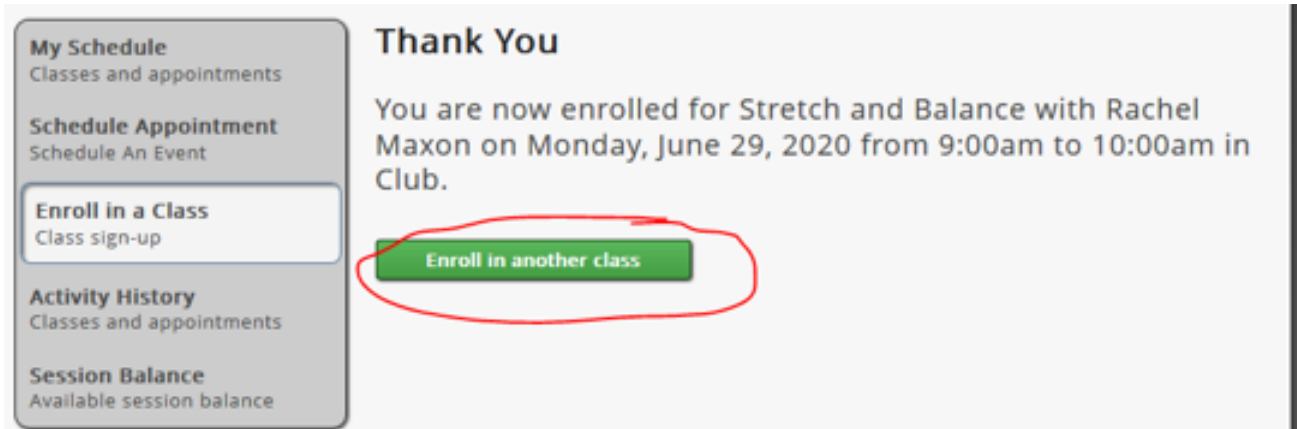
4. As soon as you click on the "CLASSES" tab, the screen below will appear – you can change dates by using arrow keys and or change view to see Day / Week / Month of all classes available. Find the date and time of class you wish to attend then Click the "ENROLL NOW" button for that class.



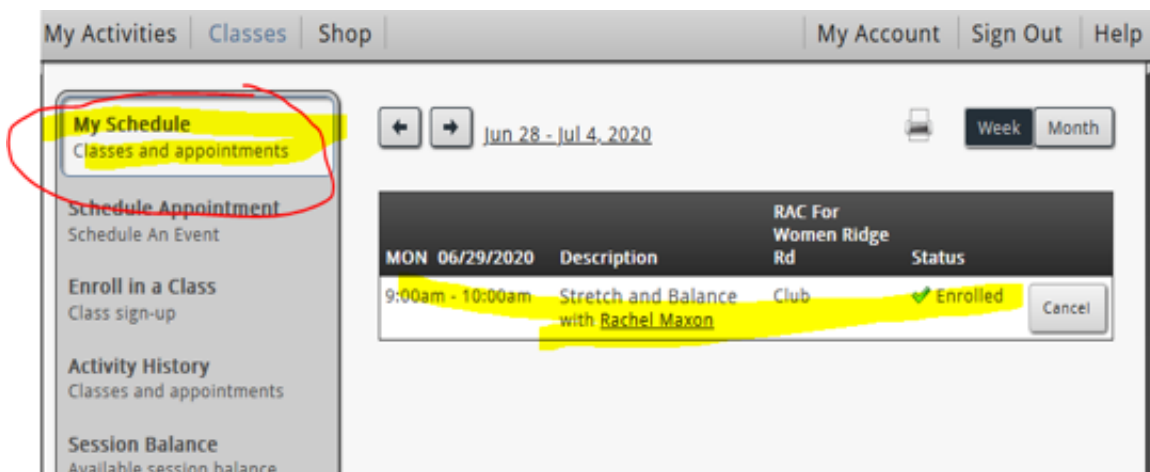
5. Once you have selected the Date and Time of the class, confirm your selection by Clicking "ENROLL IN CLASS" or Click "NO" to return to the class schedule.



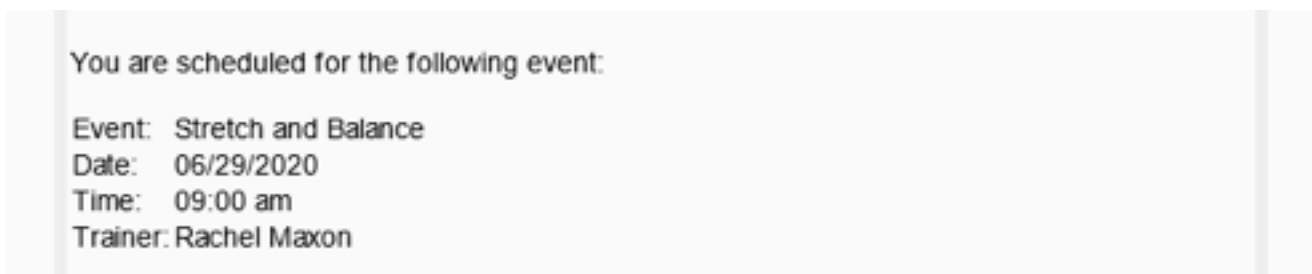
6. Once you have confirmed “Enroll in Class” you will see the screen below, if you have purchased Multiple Power 30 or Power 60 Sessions you can repeat the process by clicking on “ENROLL IN ANOTHER CLASS”.



7. To see all of the classes that you have scheduled you can click on the “MY SCHEDULE” tab and it will list all enrolled dates and times.



8. You will receive confirmation emails for all enrolled classes as well!



We look forward to servicing your needs!